



AL MUSLIM
Yayasan Al Muslim Jawa Timur

Sekolah Sang Pemimpin



Introduction

Al Muslim is an Islamic school located in Sidoarjo. It has a dedicated learning management system, but sadly the landing page did not have an admin page to manage its content. The staff needed to manually add html file and write html code to create a content. That certainly was not the ideal way to manage web content.

My colleague was tasked to create an admin page for the landing page. After he resigned, the task was given to me. When I was fixing bugs on controller, there was not any significant problem. But when I start working on the frontend, I finally met the problem.

Problems

1. The bootstrap version was very old causing incorrect layout display,
2. The flow to upload monthly calendar was very tedious.
3. The dashboard does not have much widget.

Solutions

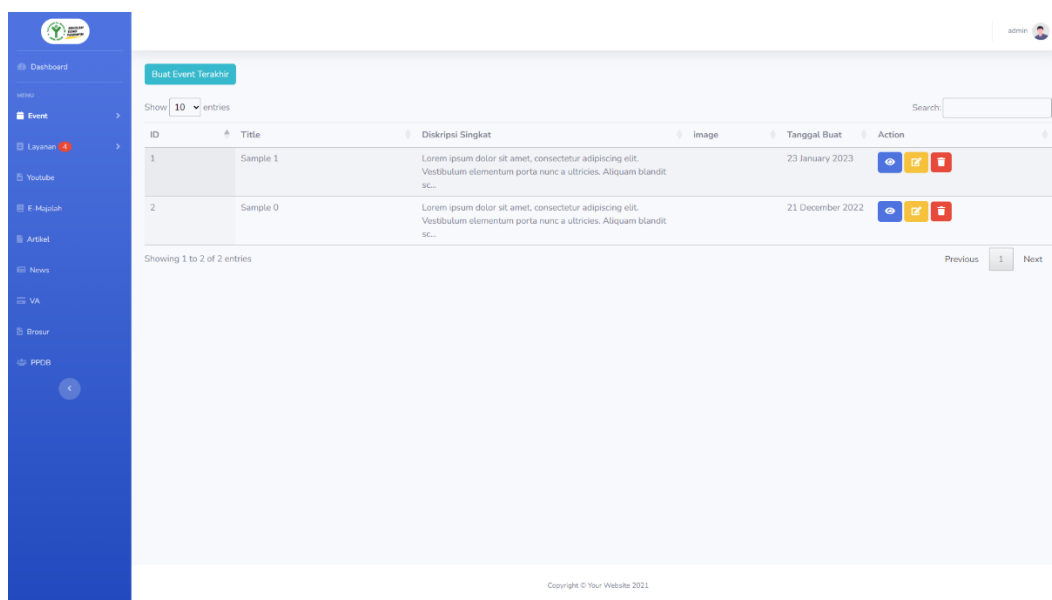
1. I updated the bootstrap.

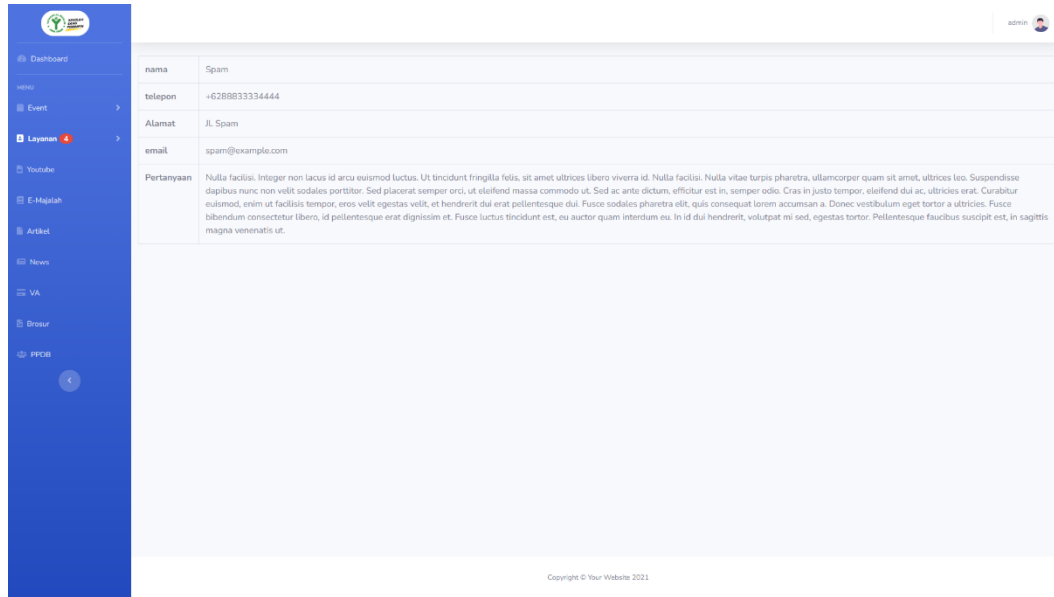
Updating bootstrap was a problem on its own. The previous layout could not be used because the custom CSS was overriding many bootstrap classes and I could not find the SCSS file of that CSS. After weighting the pros and cons, the school decided to not use the old layout.

During the upgrade, I also added pagination. Previously, the controller took all data at once and let the frontend handle how it will be displayed. This certainly will cause a trouble in the future when there are lots of data to be retrieved. The page will load slowly if the controller decides to take all data at once.

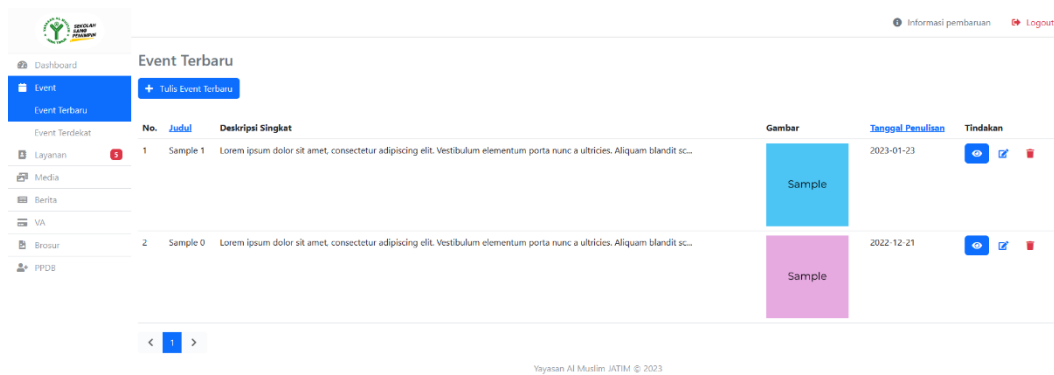
I updated the pages asynchronously with other tasks and it took 3 weeks.

Before upgrade:





After upgrade:



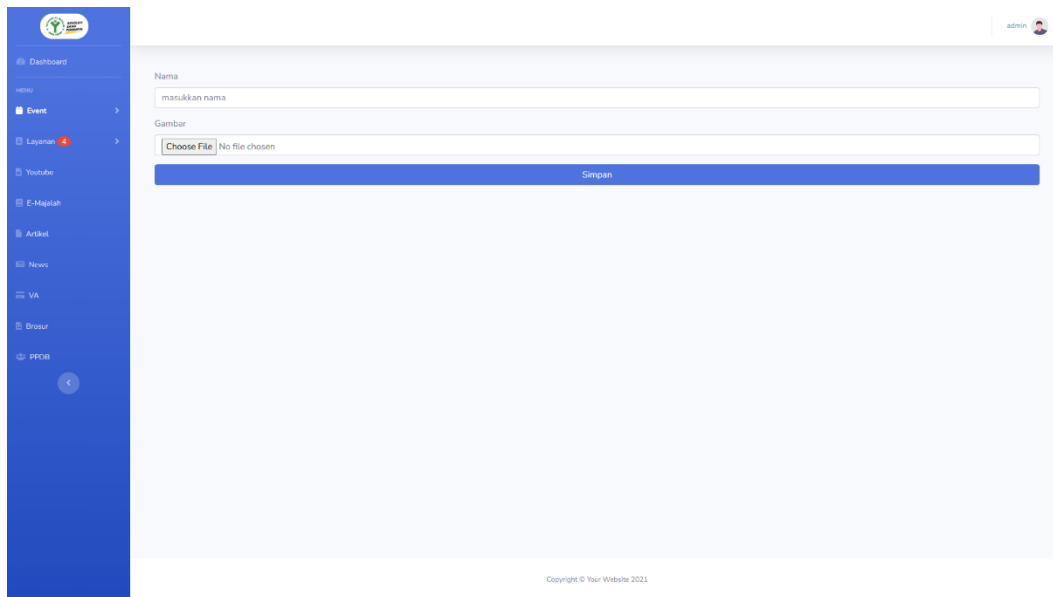
2. I revamped the flow.

Previously, to update the monthly calendar, the content manager needed to remove a section of current monthly calendar and upload a section of the new monthly calendar. Each calendar has 3 sections, so they needed to do the same steps 3 times.

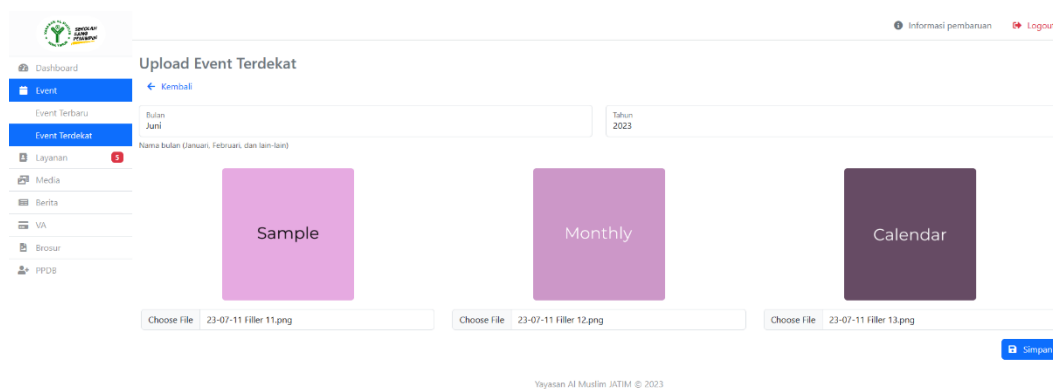
I removed the need to delete the section and the manager can upload all 3 sections at once. This also enables manager to archive previous calendars using the web app.

It took 2 days to complete this.

Before:



After:



3. I added more widgets.

Dashboard should contain a small amount of information that can help the user. Previously, the dashboard only contains a widget that show the number of posted posts. I added 3 more widget, a widget that show number of unread questions, a widget that reminds the content manager to upload the monthly calendar, and a widget that displays 5 most recent unread questions.

It took a day to complete this task.

[Dashboard](#)[Event](#)[Layanan](#) 5[Media](#)[Berita](#)[VA](#)[Brosur](#)[PPDB](#)

Dashboard

JUMLAH POST

2

**BELUM DIBACA**



5

**KALENDER BULANAN**

Pertanyaan belum dibaca



[Lihat semua](#)


Lorem ipsum dolor si...

 Sample
 example@example.com



 +62888888888888[Lihat](#)[Jawab](#)

Vivamus egestas faci...

 Coba
 coba@example.com



 +6288899997777[Lihat](#)[Jawab](#)

Interdum et malesuad...

 Tes
 test@example.com



 +6288811112222[Lihat](#)[Jawab](#)


Proin commodo ultric...

 Example
 sample@example.com

 +6288822223333[Lihat](#)[Jawab](#)

Nulla facilisi. Inte...

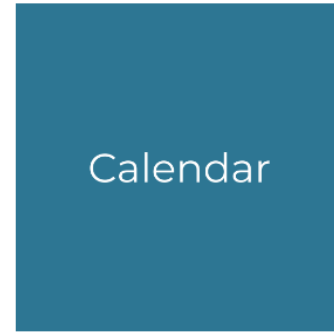
 Spam
 spam@example.com

 +6288833334444[Lihat](#)[Jawab](#)



Event Terdekat

+ Upload Event Terdekat

Bulan Juli Tahun 2023
























Bulan Juni Tahun 2023



[Dashboard](#)[Event](#)[Layanan](#) 5[Pertanyaan](#) 5[FAQ](#)[Media](#)[Berita](#)[VA](#)[Brosur](#)[PPDB](#)

Pertanyaan

No.	Nama	Telepon	Email	Alamat	Pertanyaan	Ditanyakan pada	Tindakan
1	Spam	+6288833334444	spam@example.com	Jl. Spam	Nulla facilisi. Inte...	2023-07-11 05:48:05	  
2	Example	+6288822223333	sample@example.com	Jl. Example	Proin commodo ultric...	2023-07-11 05:47:00	  
3	Tes	+6288811112222	test@example.com	Jl. Tes	Interdum et malesuad...	2023-07-11 05:46:27	  
4	Coba	+6288899997777	coba@example.com	Jl. Coba coba	Vivamus egestas faci...	2023-07-11 05:45:27	  
5	Sample	+6288888888888	example@example.com	Jl. Example	Lorem ipsum dolor si...	2023-07-11 05:42:52	  
6	Abwa	+62 891 8928 39182	coba@example.com	hahahahahahahahahahah	Lorem ipsum dolor sit amet, consectetur adipiscing elit. Duis dignissim sit amet ligula nec luctus....	2023-06-14 15:46:40	  
7	awau	+6288888888888	awooo@awoo.com	UWU	Lorem ipsum dolor si...	2023-06-14 06:17:04	  
8	Coba	+6285258430431	saya@example.com	Jl sana sini	Lorem ipsum dolor si...	2023-06-14 06:00:12	