

KAZHIER

Rp 200.000.000

Kekayaan Bersih

Rp 1.000.000	Penghasilan 1992-93
Rp 2.000	Penghasilan 1993-94
Rp 100.000.000	Penghasilan 1994-95
Rp 10.000.000	Penghasilan 1995-96



Pemasukan vs Pengeluaran



Introduction

Kazhier, a web-based accounting software which offers complete accounting solution with reasonable prices. Its goal is to boost business growth of small and medium enterprises.

Problems

Here are several problems I faced.

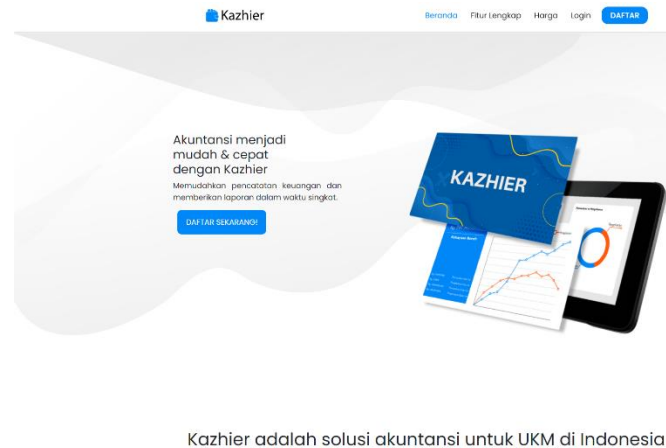
1. It did not have landing page,
2. The Laravel version was outdated,
3. It was not connected to any payment gateway to bill its users,
4. It could not import or export its data,
5. The pages loaded slowly,
6. The placement of “category setup” menu was not intuitive,
7. It did not have journal, ledger, and balance sheet feature,
8. The initial setup was inconvenient,
9. The chart did not have thousands separator and currency,
10. The chart was not properly optimized if there are many data,
11. When user’s plan is expired, they still can access the app,
12. The company wanted to add “customer discount” feature that can be adjusted by its users,
13. The company wanted to add delivery status to the invoice feature,
14. The app did not have stock history.
15. The invoice template could not properly display long digit number,

Solutions


Solutions I presented for problems I listed above,

1. I made the landing page.

It was made with custom css and a bit of web component. It took around 2 days to complete it.



2. I upgraded the Laravel version from 5.8 to 8.0.



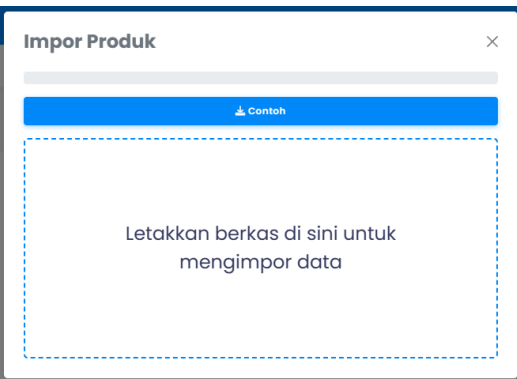
The upgrade process was hard since it was the first time I tried to do it. There were bugs appearing one after another when I did the upgrade, but it ended in success. While at it, I also took my liberty to clean the repetitive controller logic and upgrade the bootstrap version. These two were the most time-consuming processes because I needed to make sure that the output should not be changed when I clean up the messy code. And, changing the version of bootstrap from 3.x to 5.x means the whole layout will be changed because of the changes in class names, I needed to make sure the page looks exactly like how it was before I did the upgrade. While upgrading the bootstrap, I also reduced the amount of buttons displayed in a row, if there were more than two buttons, the second and latter buttons would be wrapped inside a dropdown. It took 2 weeks to upgrade the Laravel framework, clean up 4 controllers, upgrade bootstrap, and adjust more than 15 pages.

3. I connected Midtrans payment gateway to the web app.

It was the first time I tried the Midtrans payment gateway, I needed to carefully read the documentation to make sure there is no error in payment. From creating the checkout controller to creating the webhook controller. The problem I had was the webhook always responded with “page expired” message, turned out it was because I put the route

in web route, thus I needed to exclude the route from csrf validation. This took 4 days to complete.

4. We created a system to import and export data.




Importing and exporting are crucial for accounting program. Unless you want to re-record every record when you move from one app to another. My teammate and I used the library to help us handle import and export process. We also use dropzone, a javascript library that can create a droppable area. At first, I also made a window that let the user to manually choose which column for this and that data, but the company chose the “give an excel template for user” option. And it made the import window cleaner and less overwhelming for

users. This took us 2 weeks to complete, given that we needed to create 6 exports (invoice, bill, income, expense, product, and profit loss summary) and 3 imports (income, expense, and product).


5. I optimized the pages.

There were two causes of this slow loading, the logo always reloaded every time a page loads, and a 2 megabytes JavaScript table library. The first one was caused by a random number generated at the end of image URL. This was added because the logo did not change after users uploaded their own logo. I solve this by storing numbers for each user, and each number will increase by 1 every time the user changes their logo. That solves both “logo did not change” and “the logo always reloaded” issues. And for the second one, I tried to find an alternative for the library, but I hardly find anything that can do what that heavy library can do. In the end, I made my own library to replace it and changed how the app fetches its data. It took 1 week to complete problem.



6. I moved and split the page into 3 different pages.

The category page was initially a single page to manage 3 different categories, product categories, income categories, and expense categories. I separated them into 3 different pages and added “Set Category” sub menu to product, income, and expense menu. While doing this, I also moved “Unit Setting” (*Atur Satuan*) sub menu to product menu. It took 2 days to do this.



7. I created journal, balance sheet, and ledger feature.

This was the very first task I had when I took this project. I needed to implement journal, balance sheet and ledger feature. The features was beyond my expertise so I needed to learn more about those. It took about 2 weeks to implement them.

8. I created a skippable setup dialog after user successfully registers.

When you haven't set up anything in the app, there would be many red cards on dashboard. The company wanted to lessen the number of those cards and they wanted to make a centralized menu or dialog to set them up instead of navigating from dashboard to setup menu and return to dashboard for several times. It took 3 days to make this.

9. I formatted the chart to add currency and thousands separator.

I needed to know more about the JavaScript library used for the chart. And pretty much a simple task. I also took my liberty to turn the currency format in the app into a single format that can be set in settings. I used Intl library that is available both in JavaScript and PHP. This library is natively supported by both languages, thus there is no need to do any installation. By using that library, the app only needs to store what currency and language to format the number. It took 2 days to make this.

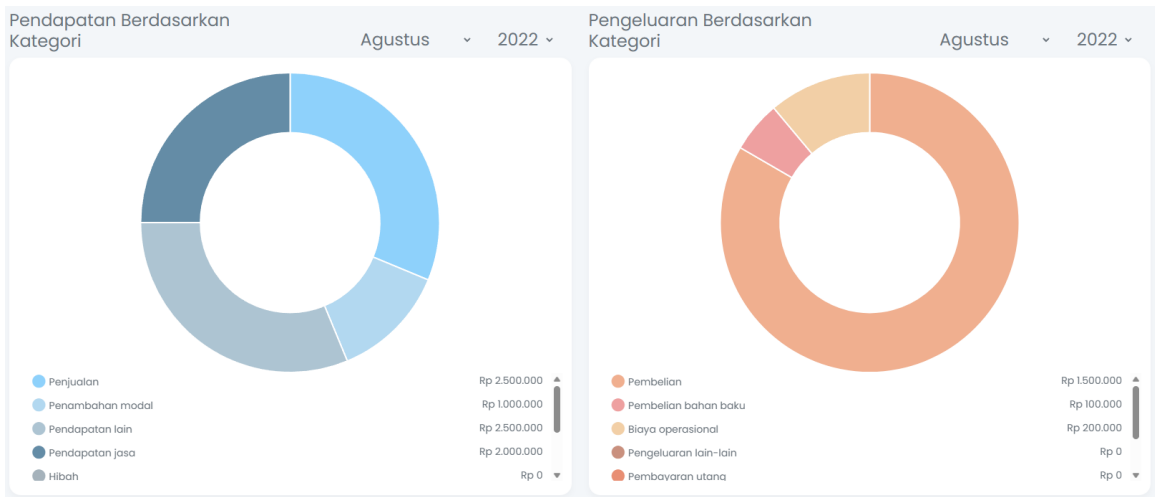
10. We modified the charts.

Together with an intern, we modified the chart to make it cleaner. At first, the legend was displayed on the right of the chart, but when there were too many categories, the legends stretched the layout vertically. We were working on this problem for 2 days.

Before:

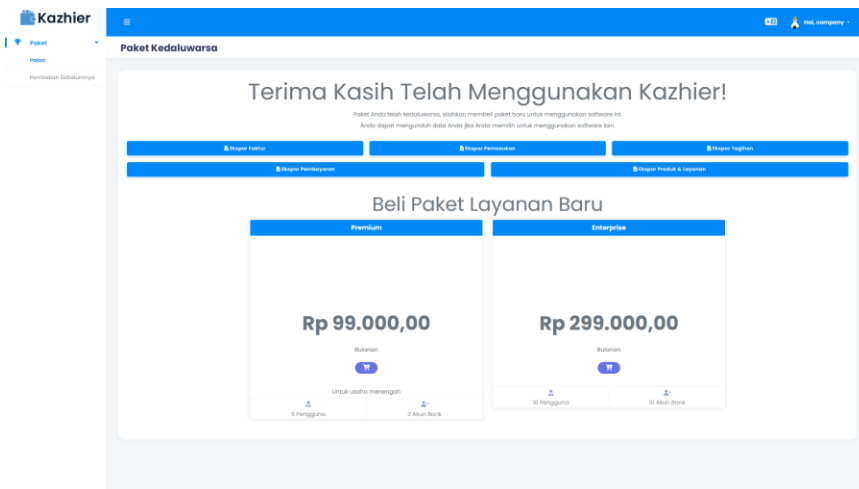


After:



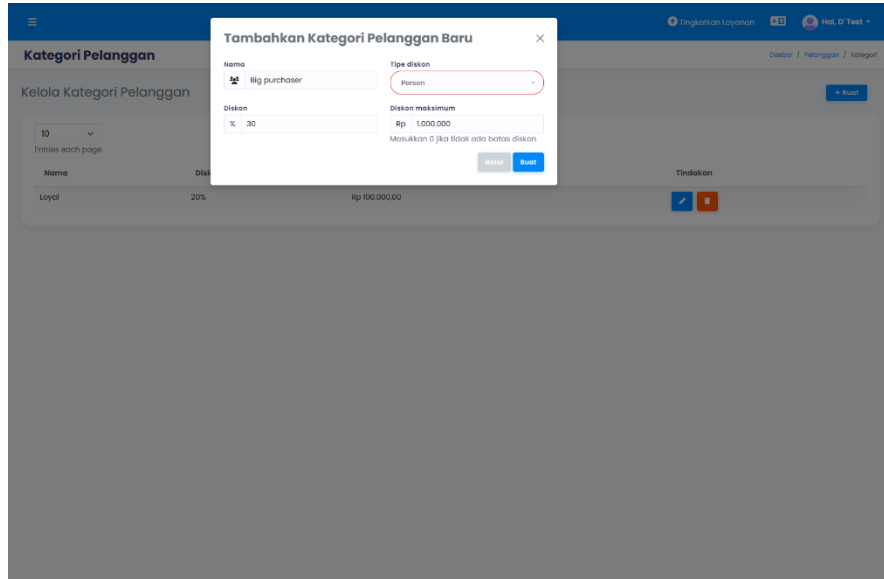
11. I created “plan expired” page.

Previously, user could do anything even if their plan was expired. The company wanted to add a page that shows up whenever user’s plan is expired. It took a single day to make this.



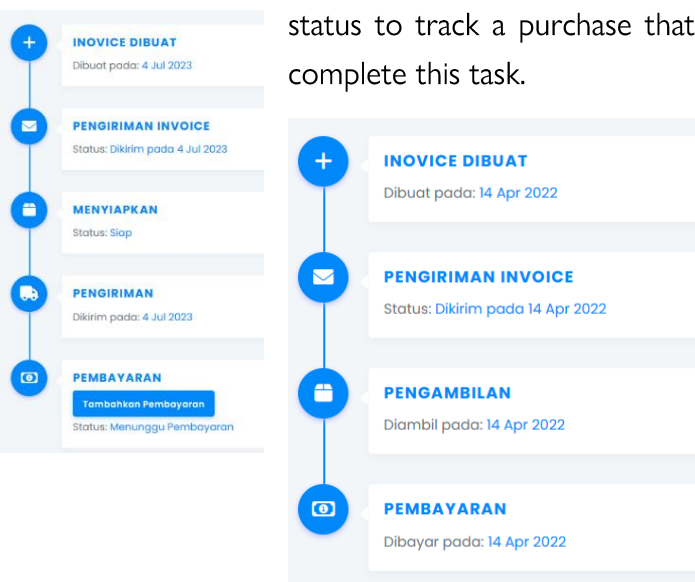
12. I created “user category”.

The company wanted to add customizable customer discount that applies to certain user categories. For example, a loyal customer will get 30% discount. The app at that moment could only allow users to manually write discount for their customers when creating invoice. This was inconvenient. I made a system that can automatically apply discount to customers within a category. Users can create their own customer category and apply a fixed or percentage discount to that category. They can also set the maximum value of discount. I also added a default category “normal customer” when there is no category set. It took 2 days to make this.



13. I added delivery status.

To add delivery status, I need to add additional column to store the status of the invoice. I used web component to render the delivery status. I also took my liberty to make pick up status to track a purchase that will be picked up by user’s customer. It took 2 days to complete this task.



14. I created stock history.

The app did not have stock history and the users needed to update the stock manually by editing the product. So, I removed the input to edit the stock and modified the bill feature to function as stock replenishment. I reused the same web component that I use to display the delivery status to display the stock history.

Product Name	SKU	Kuantitas
Kacang	14830	0

-	3 AGU 2022 #INVO00004 (-100 Karung)
+	3 AGU 2022 #BILL00006 (100 Karung)

15. We adjusted the templates.

Together with some interns, we adjusted invoice and bill templates. It took us 2 days to adjust 20 templates.

Akuntansi menjadi mudah & cepat dengan Kazhier

Memudahkan pencatatan keuangan dan memberikan laporan dalam waktu singkat.

DAFTAR SEKARANG!



Kazhier adalah solusi akuntansi untuk UKM di Indonesia

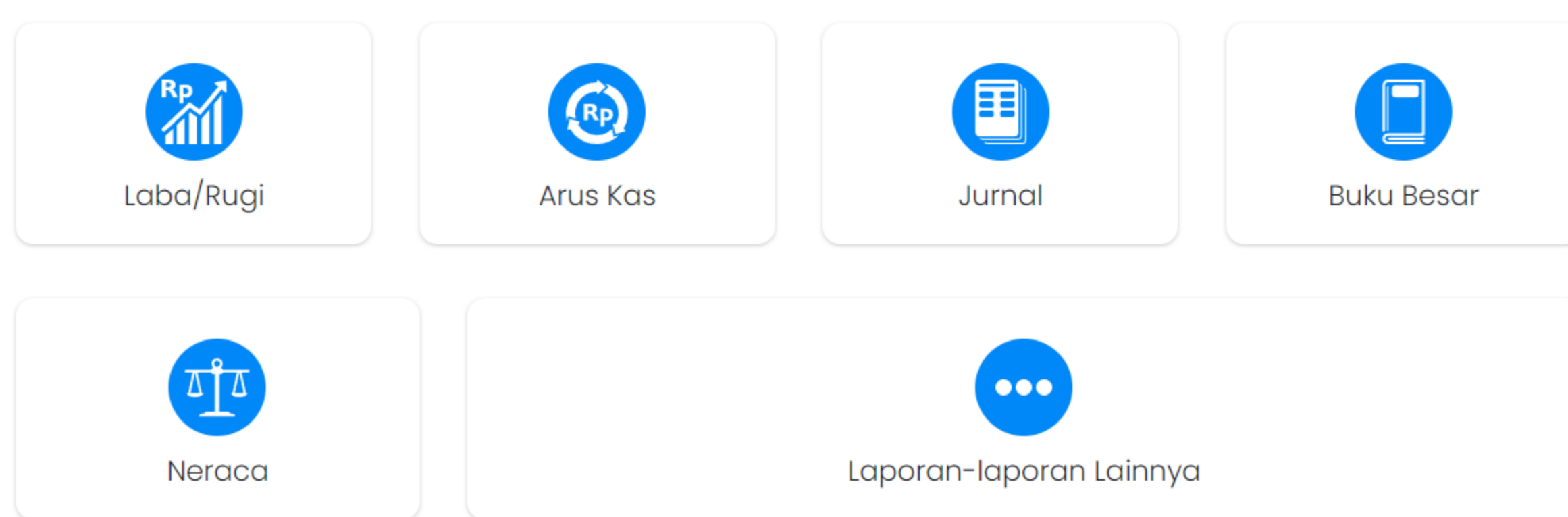


Proses Bisnis Lengkap untuk Usaha Anda

Kazhier dapat membantu usaha Anda menjadi efisien, apapun bentuk usaha yang Anda jalankan. Buat penawaran penjualan, pengiriman pesanan, faktur penjualan, hingga penerimaan pembayaran dengan mudah dan cepat.

Selesaikan pekerjaan lebih cepat dengan tepat

Dengan beragam fitur Kazhier, Anda dapat mengoptimalkan kinerja usaha Anda.



Berlangganan

Tingkatkan produktivitas dengan paket yang sesuai dengan kebutuhan Anda.

Premium	Enterprise
Rp 99.000	Rp 299.000
Per Bulan	Per Bulan
Hingga 5 akun	Hingga 10 akun
Hingga 3 kas	Hingga 10 kas

Percayakan tugas Anda kepada tim

Serahkan kegiatan Administrasi pada tim dan Anda dapat fokus mengembangkan bisnis. Dengan akses multi-user, Anda dapat membagi tugas kepada anggota tim sesuai dengan kebutuhan.


Kerja tanpa batasan ruang

Selesaikan pekerjaan Anda dari mana saja untuk memberikan hasil kerja yang lebih efisien seperti membuat faktur penjualan dan pembelian, cek stok barang, hingga persetujuan transaksi

Lihat laporan keuangan setiap saat

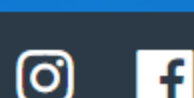
Tidak perlu menunggu hingga akhir bulan untuk mengetahui kondisi keuangan perusahaan. Lakukan analisa dan pengambilan keputusan lebih cepat untuk kemajuan bisnis Anda.

Partner Kami



Kelola Bisnis Anda dengan Mudah dengan Kazhier

COBA GRATIS



Dasbor

TOTAL PELANGGAN **8**

TOTAL VENDOR **3**

TOTAL FAKTUR **6**

TOTAL TAGIHAN **2**

Penghasilan Vs Pengeluaran

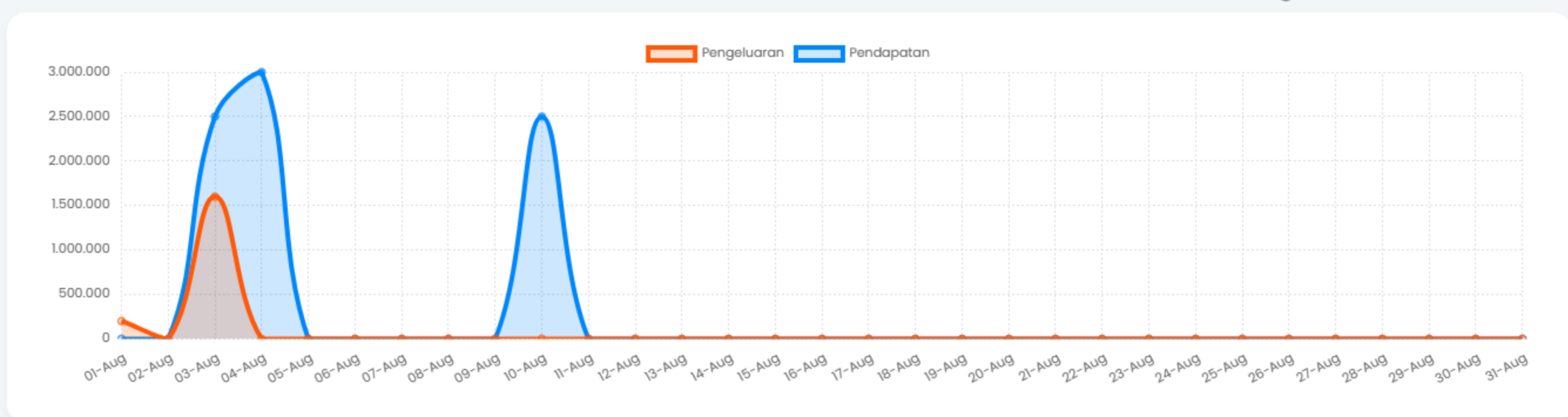
Pendapatan Hari Ini Rp 0,00

Pengeluaran Hari Ini Rp 0,00

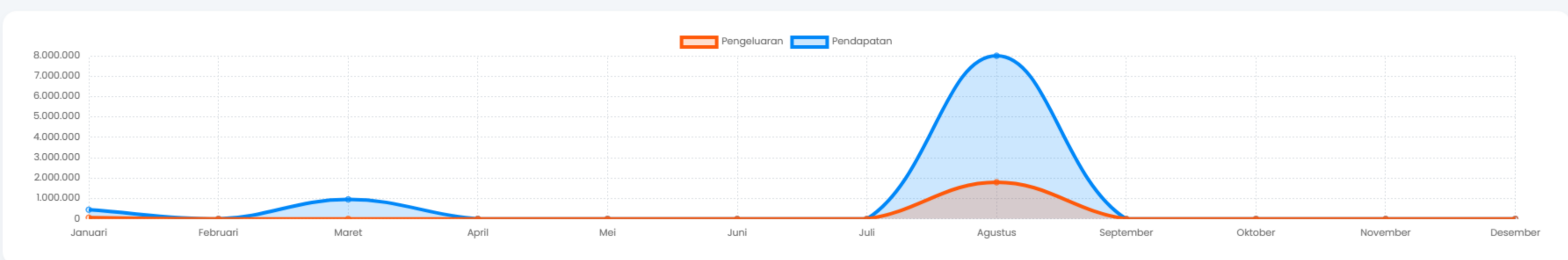
Pendapatan Bulan Ini Rp 0,00

Pengeluaran Bulan Ini Rp 0,00

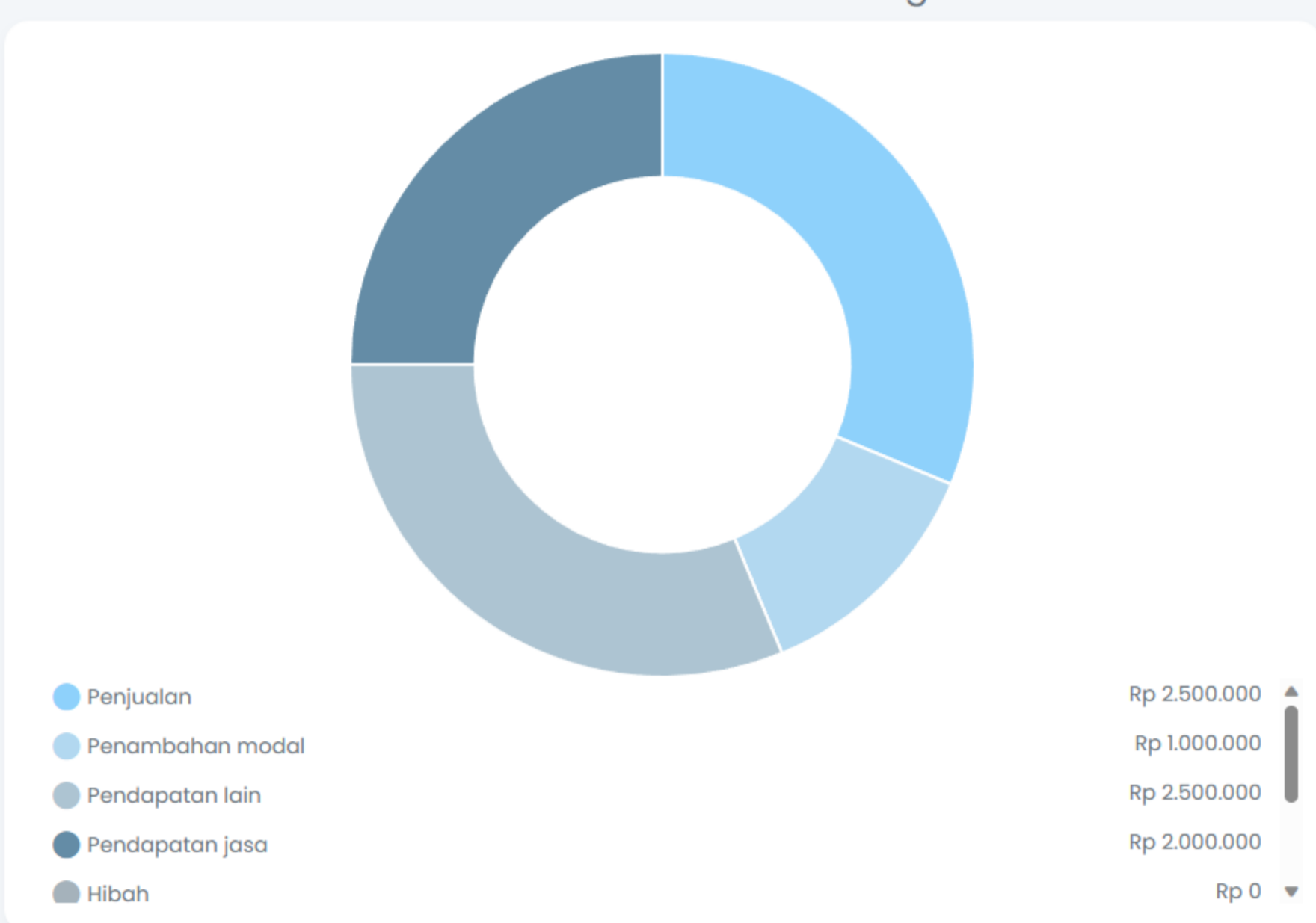
Arus kas



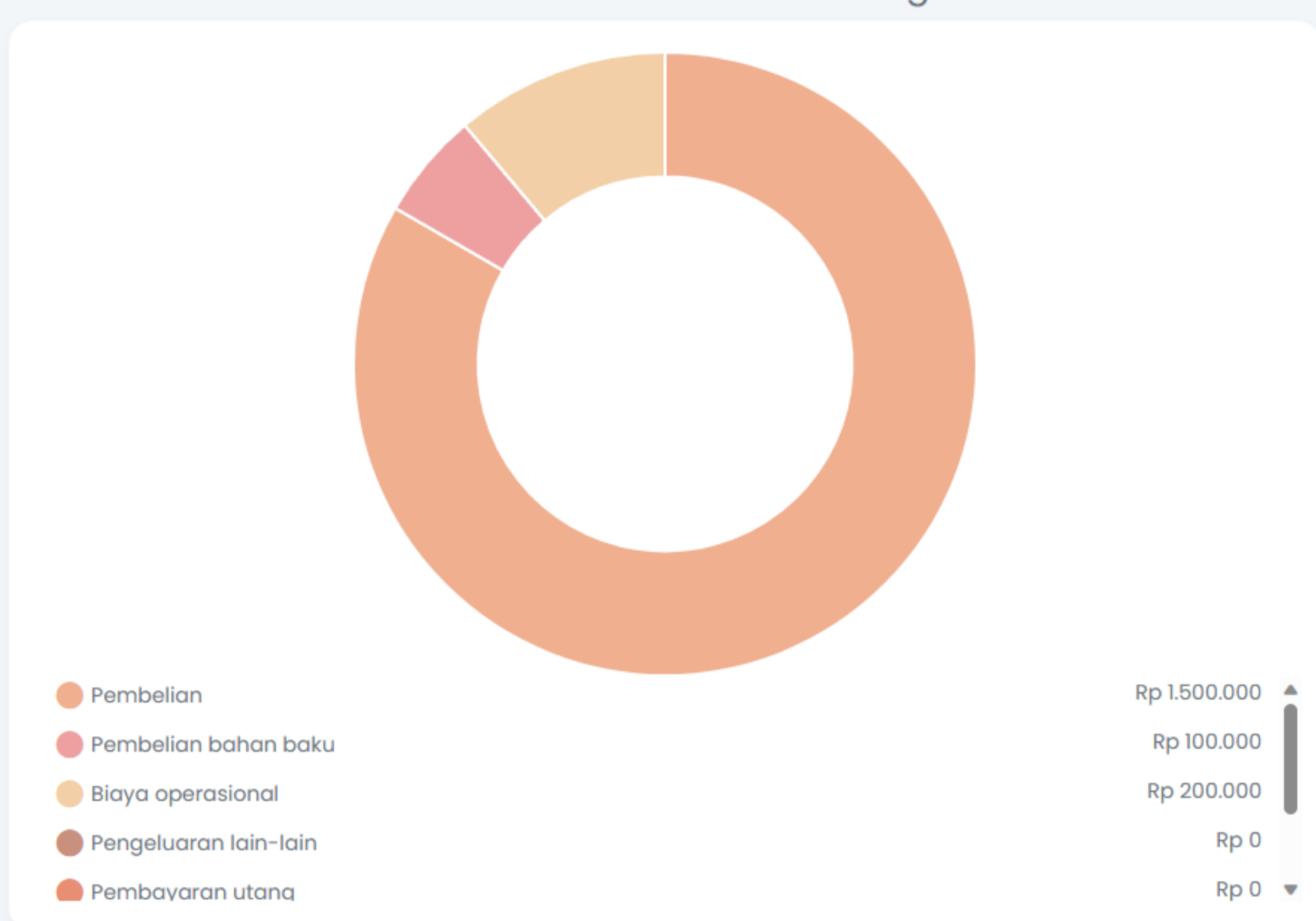
Pendapatan & Pengeluaran



Pendapatan Berdasarkan Kategori



Pengeluaran Berdasarkan Kategori



Penghasilan Terbaru

[Lihat semua](#)

Tanggal	Pelanggan	Nominal	Deskripsi
10 Agu 2022		Rp 2.500.000,00	
4 Agu 2022		Rp 1.000.000,00	
4 Agu 2022		Rp 2.000.000,00	
31 Mar 2022	Safir Academy	Rp 120.000,00	
30 Mar 2022	Safir Academy	Rp 40.000,00	

Pengeluaran Terbaru

[Lihat semua](#)

Tanggal	Nominal	Deskripsi
3 Agu 2022	Rp 100.000,00	
1 Agu 2022	Rp 200.000,00	
3 Jan 2022	Rp 65.000,00	Tomat 10kg
20 Des 2021	Rp 65.000,00	Tomat 10kg
12 Des 2021	Rp 65.000,00	Tomat 10kg

Saldo rekening

[Kelola Akun](#)

Bank	Nama Pemilik	Saldo
Dompot	Saya	Rp 5.072.500,00
Dimana	Saya	Rp 1.963.000,00
BSI	Kina	Rp 2.670.000,00

Invoice

[Lihat semua](#)

Statistik Mingguan

Total Faktur yang Dihasilkan Rp 69.500,00

Total Dibayar Rp 0,00

Total Piutang Rp 69.500,00

Statistik Bulanan

Total Faktur yang Dihasilkan Rp 69.500,00

Total Dibayar Rp 0,00

Total Piutang Rp 69.500,00

Faktur Terbaru

#	Pelanggan	Tanggal terbit	Batas waktu	Jumlah	Status
#INVO0000	Rea	4 Jul 2023	4 Jul 2023	Rp 44.000,00	Delivered
#INVO0000	Rea	4 Jul 2023	31 Jul 2023	Rp 25.500,00	Menunggu Diambil
#INVO0000	Rea	4 Okt 2022	4 Okt 2022	Rp 5.500,00	Terkirim
#INVO0000	Rea	3 Agu 2022	4 Agu 2022	Rp 2.500.000,00	Dibayar
#INVO0000	Era	12 Mei 2022	12 Mei 2022	Rp 16.500,00	Dibayar Sebagian

Tagihan

[Lihat semua](#)

Statistik Mingguan

Total Tagihan yang Dihasilkan Rp 0,00

Total Dibayar Rp 0,00

Total Hutang Rp 0,00

Statistik Bulanan

Total Tagihan yang Dihasilkan Rp 0,00

Total Dibayar Rp 0,00

Total Hutang Rp 0,00

Tagihan Terbaru

#	Vendor	Tanggal tagihan	Batas waktu	Jumlah	Status
#BILL0000	Bu Bun	3 Agu 2022	5 Agu 2022	Rp 1.500.000,00	Dibayar
#BILL0000	Bu Bun	9 Mei 2022	9 Mei 2022	Rp 13.200,00	Terkirim

Target

[Lihat semua](#)

Nama	Tipe	Durasi	Progress
Pendapatan	Invoice	2022-02-01 00:00:00 To 2022-03-01 00:00:00	Rp 0,00 of Rp 500.000,00 0.00%



Satuan Produk & Layanan

Tekan tombol plus (+) pada panel kiri untuk menambah metode satuan atau tekan "tambah baru" di panel kanan untuk membuat satuan barang Anda.

Tekan tombol minus (-) pada panel kanan untuk menghapus satuan

Biji	+	Pasang	-
Botol	+	Pcs	-
Bungkus	+	Rim	-
Dus	+	Unit	-
Gross	+	Copy	-
Kaleng	+	+ Buat Baru	

Selanjutnya

Paket Kedaluwarsa

Terima Kasih Telah Menggunakan Kazhier!

Paket Anda telah kedaluwarsa, silahkan membeli paket baru untuk menggunakan software ini.

Anda dapat mengunduh data Anda jika Anda memilih untuk menggunakan software lain.

[Ekspor Faktur](#)[Ekspor Pemasukan](#)[Ekspor Tagihan](#)[Ekspor Pembayaran](#)[Ekspor Produk & Layanan](#)

Beli Paket Layanan Baru

Premium

Rp 99.000,00

Bulanan



Untuk usaha menengah



5 Pengguna



3 Akun Bank

Enterprise

Rp 299.000,00

Bulanan



10 Pengguna



10 Akun Bank